

Italian Student Visa Packet

Consulate General of Italy in New York

This consulate is for students whose zip codes fall under the jurisdiction of the Consulate General of Italy in New York. Your assignment is based on your home zip code from your SU Abroad application. If you have questions regarding your consulate assignment, please contact Gael Noyes or Marie Rauturier. Read this packet in its entirety and all instructions.

Before you begin:

- Ensure you have a passport valid for at least six months after your program ends.
- Ensure you will **not need your passport** before the program starts.
Note: If you will need your passport before the start of the program, we cannot guarantee you will receive your visa in time and you may need to apply independently. Contact Gael Noyes immediately to verify your eligibility for the group submission process.
- Visa application due date: **May 2nd, 2016**
- Main contacts:
Marie Rauturier, Visa Coordinator: 315-443-9428, mrauturi@syrr.edu
Gael Noyes, Florence Admissions Counselor: 315-443-0252, gknoyes@syrr.edu
- Do not send anything directly to the consulate. Send or bring all materials to:
SU Abroad
ATTN: Italy visas
106 Walnut Place
Syracuse, NY 13210
- **International students** cannot apply through the group submission. If your home school is in New York State, Connecticut, Bermuda, or one of the following New Jersey Counties: Bergen, Essex, Hudson, Morris, Passaic, Sussex, Union, Warren, you should **apply independently through the New York Consulate**. Please submit a copy of your I-20 or Green Card with your other paperwork. If you are on a F1-visa, make sure it is valid at least 3 months after your Florence program ends.
- **Students with European Union citizenship** traveling with their EU passport do not need a visa.
- **Full year students:** If there is any chance that you may decide to stay in Italy for the academic year (fall 16/spring 17) with our program, you should get a visa to cover both semesters in advanced. If you do not, you will have to return to the US during the winter break and apply for a new visa for the spring semester. Please contact Marie Rauturier or Gael Noyes regarding this matter.

Table of Contents

<u>Application Rules</u>	<u>Page 3</u>
<u>Checklist of Required Documents</u>	<u>Page 4</u>
<u>What is a Notary?</u>	<u>Page 4</u>
<u>ID Page of Your Official Passport</u>	<u>Page 5</u>
<u>Confirmed Round-Trip Flight Itinerary</u>	<u>Page 5</u>
<u>What is the Schengen area?</u>	<u>Page 6</u>
<u>Your Official passport</u>	<u>Page 7</u>
<u>Official Passport Photo</u>	<u>Page 7</u>
<u>Copy of Your Driver's License or State ID</u>	<u>Page 7</u>
<u>Visa Application Form Instructions</u>	<u>Page 8</u>
<u>Number of Days (application question 25)</u>	<u>Page 8</u>
<u>Program Dates (application questions 29 and 30)</u>	<u>Page 8</u>
<u>Sample Visa Application</u>	<u>Page 9</u>
<u>Bank Letter Instructions</u>	<u>Page 13</u>
<u>Sample Bank Letter</u>	<u>Page 14</u>
<u>Personal Credit Card Statement</u>	<u>Page 15</u>
<u>Affidavit of Health Insurance Coverage Instructions</u>	<u>Page 15</u>
<u>Affidavit of Health Insurance Coverage</u>	<u>Page 16</u>
<u>Photocopy of Your University ID</u>	<u>Page 17</u>
<u>Money Order</u>	<u>Page 17</u>
<u>Prepaid UPS label</u>	<u>Page 18</u>

Rules for Submitting Your Italian Visa Application:

1. All documents must be submitted/postmarked by the deadline, sent in one package.
2. All documents must be printed **single-sided**.
3. Do not use any staples, paper clips, glue, or tape on any portion of your application.
4. All forms with handwritten sections must be legible and written **in black or blue ink**.
5. All photos, photocopies, and scans must be clear and easy to read.
6. You may print and photocopy in black and white or color.
7. You may use the forms provided in this packet or you can download them from your SU Abroad Portal.
8. Make copies of all documents for your records and reference. Remember especially to keep a copy of the ID page of your passport.
9. Send applications through a courier service (FedEx, UPS) or registered mail (US Postal Service with a tracking number).

Note: We strongly recommend using FedEx or UPS. US Postal Service may take up to two extra days to reach the SU Abroad office.

10. **Make sure your passport is signed!**

Checklist of Required Visa Documents

The following documents must be **uploaded** to your SU Abroad Portal:

- ☐ A scan of the ID page of your official passport
- ☐ Confirmed round-trip flight itinerary

The following documents must be **mailed** or brought to SU Abroad:

- ☐ Official SIGNED passport
- ☐ One official passport photo
- ☐ Italian visa application form
- ☐ A scan of your driver's license
- ☐ Photocopy of your student ID card
- ☐ Official bank letter (must be in the student's name)
- ☐ Personal credit card statement with indication of credit limit
- ☐ Notarized Affidavit of Health Insurance
- ☐ Money Order for \$57
- ☐ Pre-Paid UPS label

Note: What is a Notary?


You will notice a few documents require notarization. A notary is a person authorized to perform legal formalities; in this case, authorization of a signature on an official document. This tells the consulate that it has been legally confirmed that YOU signed the document before him/her. You can find notaries at most banks. SU Abroad does not have an acting notary.

Remember to keep a copy of all documents for your records!

UPLOAD: ID Page of Your Official Passport

You are required to provide a copy of the identification page of your passport. Please scan and upload a copy of this page to your SU Abroad Portal. Ensure the copy is clear and legible and you can clearly view all numbers and letters. Please see the sample on the right.

Please be sure that your passport is signed on the page opposite your photograph and check again that your passport is valid for at least six months after your program ends.



UPLOAD: Confirmed Round-Trip Flight Itinerary

To obtain a visa, students must provide proof of exit from the country. You must provide confirmation that you have purchased a round-trip ticket to Italy and out the Schengen area (explanation on the following page). Upload a copy of the flight confirmation from the airline, agent or travel agency. This must include all legs of your flight and confirmation that you purchased the flight.

If you are traveling on the group flight and/or booking your flight through Advantage Travel, please inform Marie Rauturier via email and Advantage Travel will send SU Abroad all confirmed itineraries. Please ensure that you **purchase** this flight before the visa deadline. If you have questions regarding group flights, call Advantage Travel (315-471-2222).

You are responsible for researching whether you need a visa for any independent travel before, during or after the program. International students are strongly advised to check tourist visa requirements thoroughly as there may be restrictions.

Syracuse Airways
Your Reservations

You're confirmed!

Date issued: Tuesday, September 02, 2014

Confirmation code:
BDPQ758

Trip details: [Download to calendar](#)

DEPART

JFK → FRA New York City to Frankfurt (January 11, 2015)
 Flight: SA3796 Travel Time: 7h 25m
 Depart: 11:00am Aircraft: 747
 Arrive: 1:00pm Cabin: Coach
 Meal: Lunch Seat: 25F

2 hour layover FRA

FRA → FLR Frankfurt to Florence (January 11, 2015)
 Depart: 3:00pm Travel Time: 3h 17m
 Flight: UA 2938 Aircraft: 737
 Arrive: 6:17pm Cabin: Coach
 Meal: --- Seat: 17C

RETURN

FLR → FRA Florence to Frankfurt (April 30, 2015)
 Flight: LH8473 Travel Time: 3h 00m
 Depart: 9:00am Aircraft: ---
 Arrive: 12:00pm Cabin: Coach
 Meal: --- Seat: 17D

3 hour layover FRA

Scan barcode for boarding pass

Syracuse Airways
Your Reservations

FRA → JFK Frankfurt to New York City (April 30, 2015)
 Flight: SA2846 Travel Time: 7h 45m
 Depart: 3:00pm Aircraft: 747
 Arrive: 4:55pm Cabin: Coach
 Meal: Dinner Seat: 30C

Total travel cost
(1 passenger)

Fare	Adult
JFK to FLR	\$650
FLR to JFK	\$700
Taxes and fees	\$90
Total	\$1,430

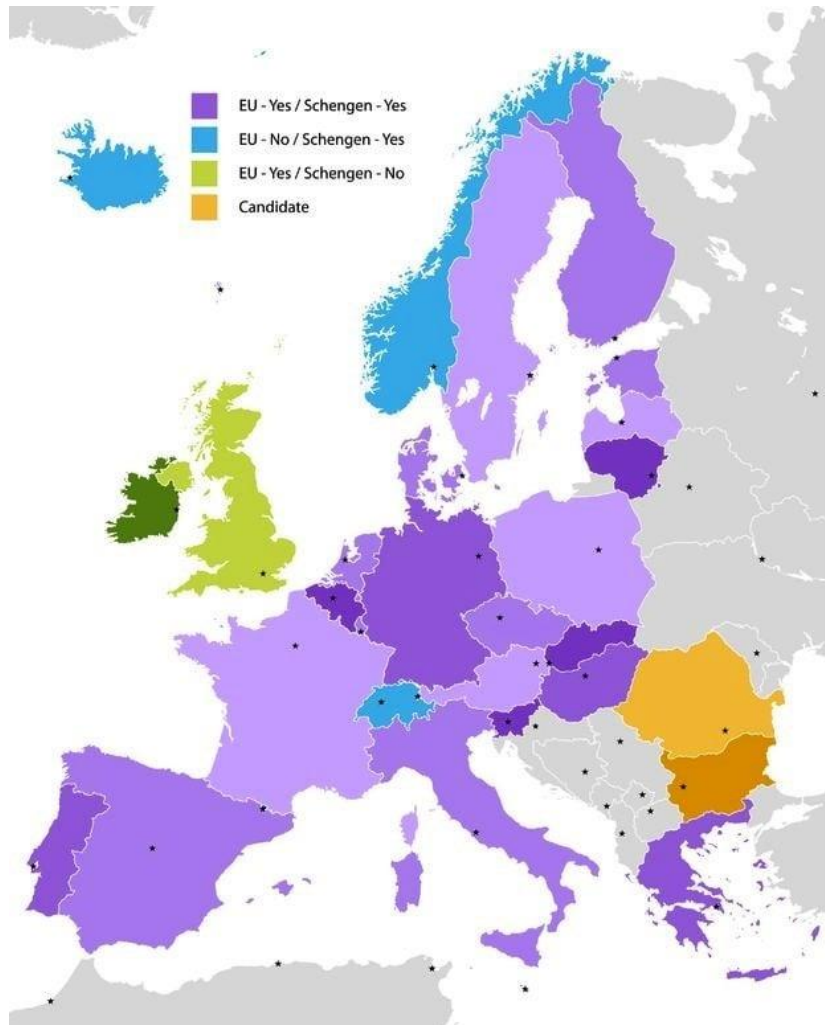
Charged to Jenny C. Doe
*****77238 (Visa)

You paid \$1,430

What is the Schengen Area?

The Schengen Area includes the countries listed below. You will be able to travel freely in these countries within the dates of your program and/or visa.

- Austria
- Belgium
- Czech Republic
- Denmark
- Estonia
- Finland
- Germany
- Greece
- Hungary
- Iceland (not EU)
- Italy
- Latvia
- Liechtenstein (not EU)
- Lithuania
- Luxembourg
- Malta
- Netherlands
- Norway (not EU)
- Poland
- Portugal
- Slovakia
- Slovenia
- Spain
- Sweden
- Switzerland (not EU)



MAIL: Your Official Passport

The consulate requires your official passport in order to place the visa inside as a permanent page. This visa confirms the official approval of your stay in your host country and is required for any student not of European Union citizenship.

If you do not have a passport or your passport will expire within six months of your program ending, apply for or renew your passport immediately! SU Abroad strongly recommends that you have your passport application expedited to ensure your new passport arrives in time to apply for your visa with the group. Applications for passports and passport renewal can be found online at [Travel.State.Gov](https://travel.state.gov).

Once you have applied for your passport, contact Marie Rauturier or Gael Noyes and immediately begin working on the remainder of your visa application and submit it to SU Abroad by the published deadline. Do not fill out ANY passport information, we will fill that in when your new passport arrives. Add a note with your submitted documents detailing the date you submitted your passport application. Once you receive your new passport, do not forget to sign it before sending it to SU Abroad.

MAIL: One Official Passport Photo



The consulate requires a separate photo to create your visa. This does not need to be the same photo in your passport. You may have official passport photos taken at various copy centers, drugstores and other stores (*i.e.*, CVS) for a fee. The photo should be 1.77 inches by 1.37 inches and feature only you in front of a white background. You may not take the photo yourself. Only send one photo with your visa application, but keep the extra photos and bring them with you to Italy. **Please write your name clearly on the back of the photo.** Please see the sample at left.

MAIL: Copy of your Driver's License or State ID

Your driver's license or state ID confirms that you live in the region served by the New York consulate. Please copy it onto a blank sheet of paper and ensure the copy is clear and legible. See sample at right.



MAIL: Visa Application Form

You must submit a paper application for your visa. Please fill out the application based on the sample provided on the following pages. Fill out each page exactly as it is filled out on the sample with your appropriate information. There are **two signatures** required on this application and you must complete both for the application to be complete.

You should have downloaded a blank application when you downloaded this packet. If you did not, please visit the SU Abroad website and enter your zip code to access the appropriate application. You can also find it in your [SU Abroad Portal](#).

Please refer to this page when answering **questions 25, 29 and 30** of your visa application.

Number of Days for Fall 2016 (question 25)

Question 25: Program	Number of Days
SU Florence Center (includes Studio Arts, Architecture, Engineering, Intensive Language, Florence Center & University of Florence (courses taught in English)	107 days
SU Florence Center (includes Studio Arts, Architecture, Engineering, Intensive Language, Florence Center & University of Florence (courses taught in English) + Greek Odyssey	118 days
Direct enrollment at University of Florence (courses taught in Italian)	113 days
Direct enrollment at University of Florence (courses taught in Italian) + Greek Odyssey	124 days

Program Dates for Fall 2016 (questions 29 and 30)

Question 29: Program	Arrival Date
Pre-Semester Seminar: The Greek Odyssey Arrive: August 19, 2016	Arrive August 19, 2016
All programs	Arrive August 30, 2016

Question 30: Program	Departure Date
SU Florence Center (includes Studio Arts, Architecture, Engineering, Intensive Language and University of Florence (courses taught in English)	Depart December 14, 2016
Direct enrollment at University of Florence (courses taught in Italian)	December 20, 2016



Consolato Generale d'Italia
New York

FOTOGRAFIA

LEAVE BLANK

1. Cognome /Surname (x) LAST NAME (must match passport)				Spazio riservato all'amministrazione	
2. Cognome alla nascita (cognome/i precedente/i) /Surname at birth (former family name(s)) (x) LEAVE BLANK					
3. Nome/i / First names (given name(s)) (x) FIRST and MIDDLE NAME (must match passport)					
4. Data di nascita (giorno-mese-anno) Date of birth (day/month/year) Date of birth - format: day/month/year (29/05/1991)		5. Luogo di nascita/Place of birth CITY and STATE of birth		7. Cittadinanza attuale/current nationality NATIONALITY (ex: USA, CHINESE) Cittadinanza alla nascita, se diversa Nationality at birth, if different	
8. Sesso /Sex: select appropriate box <input type="checkbox"/> Maschile/Male..... <input type="checkbox"/> Femminile/Female.....		6. Stato di nascita /Country of birth COUNTRY of birth		9. Stato civile/marital status..... select appropriate box <input type="checkbox"/> Non coniugato/a/.single <input type="checkbox"/> Separato/a /Separated <input type="checkbox"/> Vedovo/a /widow(er) <input type="checkbox"/> Altro (precisare) /Other (please, specify):..	
10. Per i minori: cognome, nome, indirizzo (se diverso da quello del richiedente) e cittadinanza del titolare della potestà genitoriale/tutore legale/In case of minors: Surname, first name, address (if different from the applicant's) and nationality of parental authority/legal guardian..... LEAVE BLANK				Nome:	
11. Numero d'identità nazionale, ove applicabile /.. / national identity number, where applicable..... LEAVE BLANK				Responsabile della pratica:	
12. Tipo di documento/type of passport: Select "Ordinary Passport" <input checked="" type="checkbox"/> Passaporto ordinario /Ordinary passport <input type="checkbox"/> Passaporto di servizio / Service passport <input type="checkbox"/> Passaporto speciale / Special passport <input type="checkbox"/> Documento di viaggio di altro tipo (precisare) /Other travel document (please, specify)				Nome di chi ha ricevuto la pratica allo sportello:	
13. Numero del documento di viaggio /Number of travel document..... Passport Number		14. Data di rilascio /Date of issue..... Date issued		15. Valido fino al /Valid until .. Date of expiration	
16. Rilasciato da/ Issued by..... COUNTRY of Issue (ex: USA, CHINA)		17. Indirizzo del domicilio e indirizzo di posta elettronica del richiedente Applicant's home address and e-mail address Your PERMANENT ADDRESS and EMAIL ADDRESS		18. Residenza in un paese diverso dal paese di cittadinanza attuale / Residence in a country other than the country of current nationality <input checked="" type="checkbox"/> No Select "No" unless applicable <input type="checkbox"/> Sì. Titolo di soggiorno o equivalente/ Yes, Residence permit or equivalent n. Valid until	
19. Occupazione attuale / ... Current occupation..... STUDENT				Decisione relativa al visto: <input type="checkbox"/> Rifiutato <input type="checkbox"/> Rifiutato per segnalazione SIS non cancellabile. <input type="checkbox"/> Pratica Sospesa <input type="checkbox"/> Rilasciato	
20. Datore di lavoro, indirizzo e numero di telefono. Per gli studenti nome e indirizzo dell'istituto di insegnamento/Employer and employer's address and telephone number. For students, name and address of school List your HOME UNIVERSITY name and its ADDRESS				Tipo di visto: <input type="checkbox"/> D	
21. Scopo del viaggio /Main purpose(s) of the journey Select "Study" only <input type="checkbox"/> Ricongiungimento Familiare/Familiare al Seguito / Family reunion visa <input type="checkbox"/> Motivi Religiosi/ Religious reasons <input type="checkbox"/> Sport/..Sport <input type="checkbox"/> Missione/Mission..... <input type="checkbox"/> Diplomatico/Diplomatic <input type="checkbox"/> Cure Mediche./ Medical reasons <input checked="" type="checkbox"/> Studio/Study <input type="checkbox"/> Adozione/Adoption <input type="checkbox"/> Lavoro subordinato/Subordinate work <input type="checkbox"/> Lavoro autonomo /self-employment <input type="checkbox"/> Di altro tipo / Other (please, specify).....				Valido: dal al..... Numero di ingressi: <input type="checkbox"/> 1 <input type="checkbox"/> 2 <input type="checkbox"/> Multipli	

(x) Alle caselle da 1 a 3 le informazioni vanno inserite come indicate nel documento di viaggio. Questions 1 through 3 must be completed according to the information listed in the travel document.

22. Città di destinazione/City of destination FLORENCE, ITALY	23. Eventuale Stato membro di primo ingresso/Member State of first entry (if applicable) ITALY	
24. Numero di ingressi richiesti/Number of entries <input type="checkbox"/> Uno/..... <input type="checkbox"/> Due/..... <input checked="" type="checkbox"/> Multipli/.....	25. Durata del soggiorno. Indicare il numero dei giorni (max. 365gg.) / Duration of the intended stay (maximum 365 days) PLEASE REFER TO DATES IN PACKET (ex: 107 days)	
26. Visti Schengen rilasciati negli ultimi tre anni / Schengen Visas issued during the past three years <input checked="" type="checkbox"/> No Select "No" unless you have another Schengen Visa in your passport <input type="checkbox"/> Sì. Data/e di validità / Yes, date of validity from.....to.....		
27. Impronte digitali rilevate in precedenza ai fini della presentazione di una domanda di visto Schengen/ Fingerprints collected previously for the purpose of applying for a Schengen Visa. <input checked="" type="checkbox"/> No. <input type="checkbox"/> Sì. Yes Select "No" unless applicable Data, se nota/ Date if known		
28. Numero del Nullaosta rilasciato ai fini del Ricongiungimento Familiare/Familiare al Seguito/Lavoro Subordinato (solo ove richiesto dalla normativa disciplinante il tipo di visto richiesto)/ "Nulla Osta" ref. n. LEAVE BLANK for "Family Reunion Visa" / Subordinate work (only if requested by the law regarding the specific type of visa requested) Rilasciato dal SUI di/Issued by the "Sportello Unico per l'Immigrazione" of (specify the city) LEAVE BLANK Valida dal/Valid from LEAVE BLANK al/to LEAVE BLANK		
29. Data di arrivo prevista nell'area Schengen Intended date of arrival in the Schengen area REFER TO DATES IN PACKET MUST MATCH FLIGHT ITINERARY	30. Data di partenza prevista dall'area Schengen (solo per i visti aventi durata compresa tra i 91 ed i 364gg.) Intended date of departure from the Schengen Area (only for visa of 91 days and up to 364 days) REFER TO DATES IN PACKET MUST MATCH FLIGHT ITINERARY	
31. Cognome e nome della persona che ha richiesto il ricongiungimento o del datore di lavoro. Altrimenti, nel caso di visto per Adozione, Motivi religiosi, Cure Mediche, Sport, Studio, Missione: indirizzo di recapito in Italia. Surname and name of the person in Italy who applied for "family reunion" or surname and name of the employer in Italy LEAVE BLANK For Adoption, Religious reasons, Medical reasons, Sport, Study, Mission, please give the address in Italy: LEAVE BLANK		
Indirizzo e indirizzo di posta elettronica della o delle persone che chiedono il ricongiungimento o del datore di lavoro Address and email address of the person(s) who applied for Family reunion or of the employer LEAVE BLANK	Telefono e fax della o delle persone che chiedono il ricongiungimento o del datore di lavoro./Telephone or fax number of the person(s) who applied for Family reunion or of the employer LEAVE BLANK	
32. Nome e indirizzo dell'impresa/organizzazione che invita /Name and address of host company/organization SYRACUSE UNIVERSITY IN FLORENCE PIAZZA SAVONAROLA, 15 FLORENCE I-50132	Telefono e fax dell'impresa/organizzazione Telephone and fax of the Company/ organization (39) 055-5031-31 PHONE (39) 055-5000-31 FAX	
Cognome, nome, indirizzo, telefono, fax e indirizzo di posta elettronica della persona di contatto presso l'impresa/organizzazione / Surname, first name, address, telephone, fax and email address of contact person in Company/organisation SASA PERUGINI - DIRECTOR SU FLORENCE PERUGINI@SYR.EDU PIAZZA SAVONAROLA, 15, FLORENCE I-50132		
33. Le spese di viaggio e di soggiorno del richiedente sono a carico/ Cost of travelling and living during the applicant's stay is covered by: Check the following boxes indicated and write in the following:		
<input checked="" type="checkbox"/> del richiedente/Myself Mezzi di sussistenza/means of support <input checked="" type="checkbox"/> Contanti/cash <input type="checkbox"/> Traveller's cheque <input checked="" type="checkbox"/> Carte di credito/credit card <input type="checkbox"/> Alloggio prepagato / prepaid accommodation <input checked="" type="checkbox"/> Trasporto prepagato/prepaid transport <input type="checkbox"/> Altro (precisare/Other) INDICAZIONE NON NECESSARIA NEL CASO DI VISTO PER: Ricongiungimento Familiare, Familiare al Seguito, Lavoro Subordinato/Autonoma, Missione, Diplomatico, Adozione. INFORMATION NOT NECESSARY IF APPLYING FOR THE FOLLOWING TYPES OF VISAS: Family reunion/Subordinate work /self-employment/Mission/Diplomatic/Adoption	<input checked="" type="checkbox"/> del promotore(ospite, impresa, organizzazione), precisare/a sponsor(host,company,organisation), please specify SYRACUSE UNIVERSITY di cui alle caselle 31 o 32 / referred to in question n. 31 or 32 <input type="checkbox"/> altro(precisare/Other (please, specify) Mezzi di sussistenza/Menas of support <input type="checkbox"/> Contanti/cash <input checked="" type="checkbox"/> Alloggio fornito / Accomodation provided <input type="checkbox"/> Tutte le spese coperte durante il soggiorno/ All expenses covered during the stay <input type="checkbox"/> Trasporto prepagato/prepaid transport <input type="checkbox"/> Altro (precisare)/ Other (please specify)	

34. Dati anagrafici del familiare che è cittadino UE, SEE o CH / Personal data of the family member who is an EU, EEA or CH citizen ONLY IF APPLICABLE, fill in this section (34 and 35)		
Cognome /Surname		Nome/i / First name(s)
Data di nascita / Date of birth	Cittadinanza /nationality	Numero del documento di viaggio o della carta d'identità Number of travel document or ID card
35. Vincolo familiare con un cittadino UE, SEE o CH / Family relationship with an EU, EEA or CH citizen <input type="checkbox"/> coniuge/spouse <input type="checkbox"/> figlio/a /son/daughter <input type="checkbox"/> altri discendenti diretti/ other descendants <input type="checkbox"/> ascendente a carico / dependent ascendant		
36. Luogo e data / Place and date CITY, STATE, DATE of signature		37. Firma (per i minori, firma del titolare della potestà genitoriale/tutore legale)/ Signature (for minors, signature of parental authority/legal guardian) STUDENT SIGNATURE

Sono a conoscenza del fatto che il rifiuto del visto non dà luogo al rimborso dei diritti pagati per la trattazione della pratica

I am aware that the visa fee is not refunded if the visa is refused **LEAVE BLANK**

Sono informato/a del fatto e accetto che la raccolta dei dati richiesti in questo modulo, la mia fotografia e, se del caso, la rilevazione delle mie impronte digitali sono obbligatorie per l'esame della domanda di visto e che i miei dati anagrafici figuranti nel presente modulo di domanda di visto, così come le mie impronte digitali e la mia fotografia, saranno comunicati alle competenti autorità italiane e trattati dalle stesse ai fini dell'adozione di una decisione in merito alla mia domanda.

Tali dati, così come i dati riguardanti la decisione relativa alla mia domanda o un'eventuale decisione di annullamento o revoca di un visto rilasciato, saranno inseriti e conservati nel sistema informatico della Rappresentanza diplomatico consolare e del Ministero degli Affari Esteri. Tali dati saranno accessibili alle autorità nazionali competenti per i visti. Inoltre, saranno accessibili alle autorità Schengen competenti ai fini dei controlli sui visti alle frontiere esterne, alle autorità degli Stati membri competenti in materia di immigrazione e di asilo (ai fini della verifica dell'adempimento delle condizioni di ingresso, soggiorno e residenza regolari nel territorio degli Stati membri e dell'identificazione delle persone che non soddisfano, o non soddisfano più, queste condizioni), alle autorità degli Stati membri competenti ai fini dell'esame di una domanda di asilo. A determinate condizioni, i dati saranno anche accessibili alle autorità designate degli Stati membri e a Europol ai fini della prevenzione, dell'individuazione e dell'investigazione di reati di terrorismo e altri reati gravi.

Sono informato/a del mio diritto di ottenere la notifica dei dati relativi alla mia persona registrati nel sistema informatico e del diritto di chiedere che i dati inesatti relativi alla mia persona vengano rettificati e che quelli relativi alla mia persona trattati illecitamente vengano cancellati. Su mia richiesta espressa, l'autorità che esamina la domanda mi informerà su come esercitare il mio diritto a verificare i miei dati anagrafici e a rettificarli o sopprimerli, così come delle vie di ricorso previste a tale riguardo dalla legislazione nazionale. L'autorità di controllo nazionale dei dati è il Garante per la Protezione dei Dati Personali.

Dichiaro che tutti i dati da me forniti sono completi ed esatti. Sono consapevole che le dichiarazioni false comporteranno il respingimento della mia domanda o l'annullamento del visto già concesso e comporteranno la richiesta di avvio di azioni giudiziarie da parte della Rappresentanza ai sensi della legislazione dello Stato (articolo 331 c.p.p.).

La mera concessione del visto non dà diritto ad alcun tipo di risarcimento qualora io non soddisfi le condizioni previste dall'articolo 5, paragrafo 1 del Regolamento (UE) n. 562/2006 (Codice Frontiere Schengen) e dell'articolo 4 del D.Lgs. 286/98 e per tali motivi mi venga rifiutato l'ingresso.

I am aware of and consent to the following: the collection of the data required by this application form, submission of my photograph and, if applicable, the taking of fingerprints are mandatory for the examination of the visa application; and any personal data concerning me which appears on the visa application form, as well as my fingerprints and my photograph will be supplied to the relevant Italian Authorities and processed by these Authorities for the purposes of a decision on my visa application.

Such data as well as data concerning the decision regarding my application or a decision whether to annul or revoke a visa issued will be entered into and stored in the Visa Information System of the diplomatic/consular mission and the Ministry of Foreign Affairs. Such data will be accessible to the National Visa Authorities. Moreover, such data will be accessible to the Schengen Authorities competent for carrying out checks on visas at external borders, to the immigration and asylum authorities in the Member States (for the purposes of verifying whether the conditions for the legal entry into, stay and residence in the territory of the Member States are fulfilled and of identifying persons who do not or who no longer fulfill these conditions) to the Member States authorities competent for examining an asylum application. Under certain conditions the data will also be available to designated authorities of the Member States and to Europol for the purpose of the prevention, detection and investigation of terrorist offences and of other serious criminal offences.

I am aware that I have the right to obtain the notification of the data relating to me recorded in the Visa Information System and to request that the data relating to me which is inaccurate be corrected and that the data relating to me unlawfully processed be deleted. At my express request, the authority examining my application will inform me of the manner in which I may exercise my right to check the personal data concerning me and have it corrected or deleted, including the related appeal procedures according to the National Law. The competent authority in charge for personal data is "Garante per la protezione dei dati personali".

I declare that to the best of my knowledge all the information supplied by me is correct and complete. I am aware that any false statements will lead to my application being rejected or to the annulment of a visa already granted and may also render me liable to prosecution, under the National Law, with proceedings initiated by the Embassy/Consulate of Italy which deals with the application (Article 331 Penal Code).

The mere fact that a visa has been granted to me does not mean that I will be entitled to compensation if I fail to comply with the relevant provisions of Article 5(1) of Regulation (EC) No 562/2006 (Schengen Borders Code) and Article 4 of the Decree no. 286/98 and I am therefore refused entry.

ANNOTAZIONI/NOTES (riservato all'Ufficio/ for office use only)

LEAVE WHOLE AREA BLANK

Luogo e data / Place and date.....

CITY, STATE, DATE of signature

Firma (per i minori, firma del titolare della potestà genitoriale/
tutore legale) /Signature (for minors, signature of parental
authority/legal guardian)

.....

STUDENT SIGNATURE

MAIL: Bank Letter (Proof of Financial Means)

The consulate requires proof that you have financial means to reside in Florence by presenting the consulate with an original, signed bank letter from a US bank or financial institution. SU Abroad cannot waive or alter this requirement. All students must provide documentation of their funding. The bank letter should be **in the student's name only** (no parent or joint bank accounts will be accepted). See the requirements below and sample bank letter on the following page.

If you receive a financial aid refund after your tuition and other fees have been paid each semester, you may also submit a financial aid letter from your university as long as it meets the requirements detailed below. The letter should be signed by your financial aid office and clearly show you have at least \$50 per day abroad after all fees are deducted.

Statements from retirement accounts, 401k and stock portfolios are NOT accepted by the Italian consulates in lieu of a bank letter.

Accessible amounts required (amounts add up to approximately \$50 per day in Florence):

- Center semester students: \$6,500 per person listed on the account
- Academic year students: \$13,000 per person listed on the account
- Fine Arts Graduate students: \$19,500 per person listed on the account

****NOTE:** Some programs vary in length. If your program is longer than four or eight months, you will need to add \$1,550 per month to the amount.

The format of the letter is basic, but should convey the following:

- YOU (the student) are the only account holder
- Amount must total \$50 a day for the length of the semester (see amounts above)
- The specified funds are present in your account at the time the letter is generated

Guidelines for the bank letter:

- Letter(s) must be original. Copies, scans, emails, and faxes are unacceptable.
- Letter(s) must be on the bank/school's original letterhead and have a signature of a representative. Electronic signatures are unacceptable.
- Letter(s) must be in the student's name – no accounts in support of the student will be accepted by the consulate.
- Bank statements are unacceptable.
- Letter(s) must be dated as close to the visa deadline as possible.
- You may combine accounts from different institutions to reach your required amount.

United States Bank of Syracuse

123 Main Street
Syracuse, NY 13210

April 20, 2016

To The Honorable Italian Consulate General:

This letter certifies that the title of the following accounts reflects [your name here] as an account holder.

Account Type	Account No.	Amount *	Date Opened
Checking	ends in xxxx	\$4,245.36	01/01/2000
Savings	ends in xxxx	In excess of \$8,000.00	01/01/2000



The above mentioned balance(s) is accurate as of [today's date].

Sincerely,
John Doe
Bank Teller and Customer Service Representative
(315) 555-2252
John.Doe@USBS.com



MAIL: Personal Credit Card Statement

As part of the visa process, the Italian Consulate General requires that all students provide a personal credit card statement with indication of credit limit. **If you do not have a credit card, please contact Gael Noyes.**

Account Summary		
Current balance*	\$5.00	▶ See activity
Payment due date	07/01/2014	▶ See statements
Minimum payment due ⓘ	\$0.00	▶ Pay credit card
Balance last statement	\$23.87	
Available credit*	\$6,495.00	▶ Transfer balances
Total credit limit*	\$6,500.00	
5% Cash Back status (Jul - Sep) ⓘ	Not activated	▶ Activate now
<div>▶ Show Rewards balance ▶ Go to Ultimate Rewards</div>		
<div>▶ Go to BLUEPRINT</div>		
See more information ⓘ		

MAIL: Notarized Affidavit of Health Insurance Coverage

As part of the visa process, the Italian Consulate General requires that all students purchase an insurance policy with I.N.A. ASSITALIA for the duration of their stay as a student in Italy. SU Abroad purchases this insurance for every student once they arrive in Florence. Therefore, this affidavit is the documentation acknowledging that the student is aware they will have this coverage. You do not need to send any money with this application. This insurance covers only emergency care and alone is not enough medical insurance for a student for the entire semester. Students and their families are responsible for ensuring that they are adequately covered while abroad.

The notarization should be completed at the bottom of the page or as the notary sees fit. Do not sign the document until you are in the presence of the notary. The actual form is on the following page. Please ensure this form has NOTHING printed on the back when you complete it.

1. Print out the form on the following page. ***DO NOT SIGN YET***
2. Take the sheet to a notary and have the document notarized.
3. Send the original along with you visa application.

AFFIDAVIT OF INSURANCE

To be completed by the student

(Must be notarized if not signed in person at the Consulate)

I, _____

born in _____ on _____

BEING FIRST DULY SWORN ON OATH, DEPOSE AND SAY:

- That within 8 (eight) days of my arrival in Italy I will report to the local Police Headquarters ("Questura") for the issuance of my Permit of Stay ("Permesso di Soggiorno"), as required by the Italian Law of all foreigners residing in Italy for an extended period of time.
- That prior to appearing at the Questura I will have purchased an Italian insurance policy, such as that issued by I.N.A. Assitalia or comparable insurance carrier, conforming to Italian standards.
- That the above mentioned insurance coverage will be in effect for my entire stay in Italy and that I will be responsible for any other expense of this nature that I may incur in Italy.


(Signature of the Notary Public)

(Signature of the Affiant)

Seal of the
Notary Public

MAIL: Photocopy of Your University ID

Your university ID card provides proof that you are a full-time student at an accredited university. If you are not a student at Syracuse University, you will need your school to place its stamp or seal on this copy as seen in the sample provided. Photocopy your University ID card onto a blank sheet of paper and take the sheet to your university registrar to have the document stamped/sealed. (Syracuse University students do not have this document stamped.) Send the stamped document to SU Abroad. See sample at right.



MAIL: Money Order

Applicants are required to pay a processing fee in the form of a personal money order of \$57 made out to Consulate General of Italy, 690 Park Ave., New York NY 10065.

Please make sure you write your name, home address and phone number on your money order. You can purchase one at your local U.S. post office, in a bank, or at the offices of Money Gram, Western Union or Currency Exchange. Some pharmacies may also sell money orders.

Any alteration to the money order (i.e. Whiteout) will render it unacceptable.

UNITED STATES POSTAL SERVICE®		POSTAL MONEY ORDER		15-830 030
SERIAL NUMBER 0101010100	YEAR, MONTH, DAY DATE	POST OFFICE 555555	U.S. DOLLARS AND CENTS \$57.00	
AMOUNT FIFTY SEVEN DOLLARS		*****		
PAY TO CONSULATE GENERAL OF ITALY	NEGOTIABLE ONLY IN THE U.S. AND POSSESSIONS SEE REVERSE WARNING			
ADDRESS 690 PARK AVENUE	FROM YOUR NAME	CLERK 0011		
NEW YORK, NY 10065	ADDRESS YOUR ADDRESS			
C.D. NO. OR USED FOR ITALIAN VISA PROCESS	YOUR PHONE NUMBER			

MAIL: Pre-Paid UPS Label

You must provide SU Abroad with a pre-paid UPS label in order to have your passport and visa returned to you. You do not need to provide SU Abroad with an envelope, just the label. Following are directions on how to create one. The label is available for printing for 24 hours. If you do not have immediate access to a printer, you can save the label as a PDF file and print it later.

1. Go to www.ups.com and select the “New User” tab. Complete the sections if you do not have a UPS account:
 - a. Contact name: your first and last name
 - b. Email: the email you will check regularly
 - c. User ID (create one)
 - d. Passport (create one)
 - e. Technology Agreement
 - f. Terms and Conditions: Agree
2. Enter your new profile information
 - a. The “address” must be your home/permanent address OR where you will be during the academic break. *Please ensure that this is a secure location with someone available to sign for the package*
3. Communication preferences: Select your own options. Click “Create a shipment.”
4. “Where is this Shipment Going?”
 - a. Select “Address Book”
 - b. Select “profile address”
5. “Where is this Shipment Coming From?”
 - a. Select “Edit”
 - b. Company or Name: SU Abroad
 - c. Contact: Gael Noyes
 - d. Address Line 1: 106 Walnut Place
 - e. City: Syracuse
 - f. State: NY
 - g. Zip Code: 13210
 - h. Telephone: 315-443-0252
 - i. Email: gknoyes@syr.edu
 - j. Click “Update”
6. “What are you shipping?”
 - a. Select “UPS Letter”
7. “How would you like to ship?”
 - a. Service: UPS 2nd Day Air or UPS Next Day Air
 - b. Select “Send email notifications”
 - c. **DO NOT** select “Deliver without signature”

8. “Would you like to add a reference number to this shipment?”
 - a. Leave this section blank
9. “How would you like to pay?”
 - a. Select “Use Another Payment Card”
 - b. Enter your credit card information
 - c. Specify your billing address
10. “Would you like to schedule a pickup?”
 - a. Leave this section blank
11. Review that the information is correct, and make sure that box is checked for “Review Shipping details, including price, before completing this shipment”
12. Click “Next”
13. Enter any email address(es) you’d like to be notified upon shipment, and a personal email message if desired (e.g., “John Smith’s passport”)
14. Click “Next”
15. Review the shipping information and click “Ship Now” if correct
16. Print or save the label.

IMPORTANT: Although we will do everything in our power to help you locate a missing package, SU Abroad cannot be responsible for shipments that are wrongfully delivered or lost by UPS. It is UPS policy to require a signature for a package unless otherwise instructed and to leave packages in a secure location. However, we unfortunately have no control over individual drivers and whether they adhere to UPS policy.

SU Abroad recommends that you track your package when you are notified that your passport has been sent. If you have special requirements for delivery (a specific door, ringing the doorbell, etc.), these must be addressed by you as the customer with UPS.

For greater control over how your UPS shipment is delivered, please consider signing up for the UPS My Choice service. You can receive alerts regarding the package and can provide further instructions how you would like the package delivered (leave inside a side door, reschedule, bring to a different address, etc.). Read about this service here: http://www.ups.com/content/us/en/bussol/browse/personal/delivery_options/my_choice.html. To sign up, use this link: <http://www.ups.com/mychoice/welcome.html>

Please contact UPS Customer Service at 800-PICK-UPS (800-742-5877) with your tracking number if you have questions about the delivery of your package or to file a claim for a missing package. You may also file a claim from your online account.