
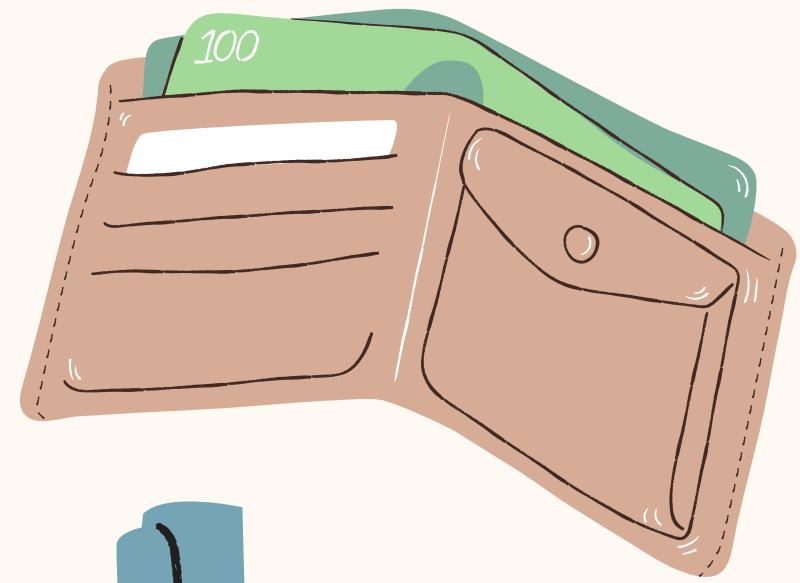


SYRACUSE ABROAD PRESENTS

# TOP 10 TIPS TO STUDY ABROAD ON A BUDGET!

Presented by: Anna Lupardo

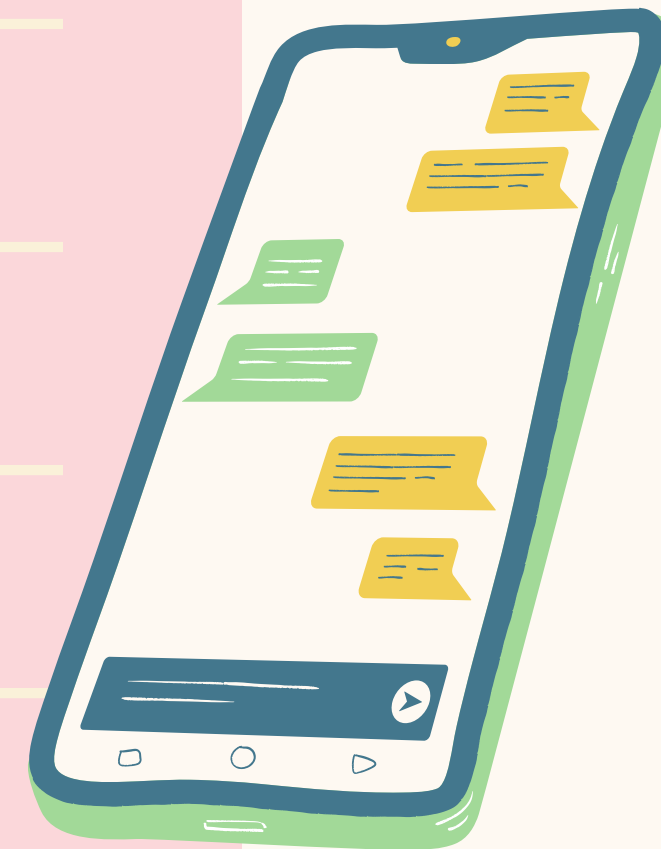


# TIP #1 PLANNING AHEAD


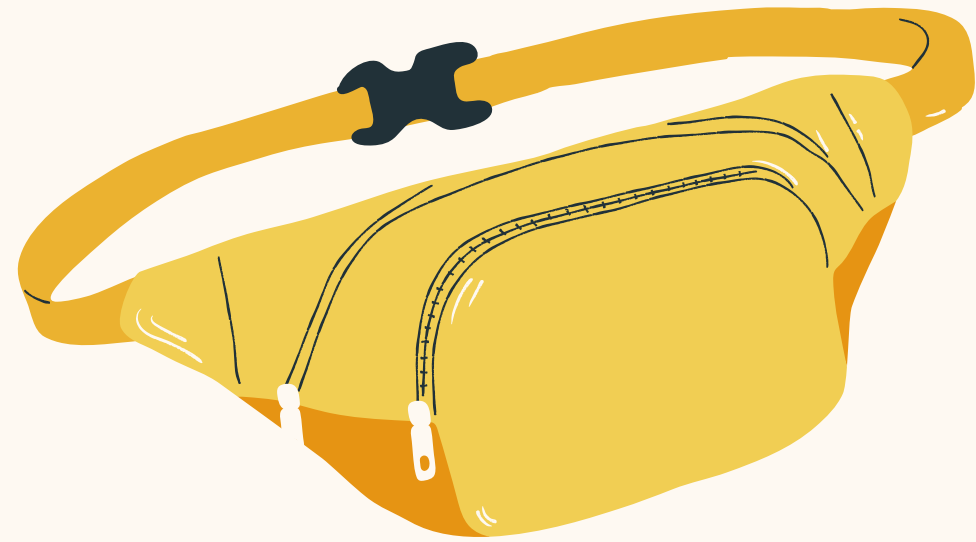
## BEFORE YOU LEAVE...

### *Save money before departure!*

- Study abroad is a good time to use those unused gift cards you might have lying around; use them to stock up on supplies you might need!
- **Fill your wish list with experinces** – instead of asking for something you don't need for the holidays, ask for a reliable suitcase, airtags, a good pair of walking sneakers, or even money towards your trip!
- **\$5 a day is all it takes!** \$5 is less than an iced latte at a coffee shop, and \$5 a day for an entire year is over \$1,000 towards your study abroad adventures!
- You can put your savings in a **high yield savings** account while you save, instead of keeping it under your mattress, so you will have extra spending money!




# TIP #2 KEEP TRACK OF YOUR VALUABLES



## MONEY SAFETY

Keep track of your wallet and valuable belongings, to avoid additional expenses!

- Pick pocketers look to steal not only your money but your cell phone!
- Always know where your phone is, keep it in your front pockets or use a fanny pack!
- To avoid walking with a GPS, identifying yourself as a tourist, lean your back against a wall to examine your walking route first, then walk!




# TIP #3 TRAVEL

## TRAVELING TO

### Plane Tickets

- traveling to and from your abroad destination can be over a \$1,000 plane ticket
  - if you are a Renée Crown Honors student they offer flight grants that you can apply for! I recieved a \$1,500 flight grant which paid for my plane ticket and I had grant money left over!
  - Abroad is also a great time to take adavnatge of any credit card points you might have or miles/airline points!



Flight Grants

Miles & Points

Metro Cards

Bolt vs Uber

## TRAVELING IN MADRID

### Metro Cards

- take advanatge of the free metro cards that come with your tuition fees through the institute
- you can use them to go to and from the airport on travel weekends too!

### Taxis

- download Bolt instead of using Uber and campare prices when traveling within the city after metro hours




# TIP #4 HYDRATE

## HYDRATE OR DRAIN-STATE

Save money on water while abroad

- People in Madrid do not carry around Stanley's or Oalas but that doesn't mean you can't!
- Bring a reusable water bottle with you wherever you go, to take advantage of the free and safe fountain water that can be found throughout Europe
- Also, if you find a Starbucks, water is free at all Starbucks, and if you have a reusable water bottle they won't charge you for the plastic!



# TIP #5 ACTIVITIES IN MADRID



Museums



Parks

## SAVE ON ACTIVITIES!

- THE REINA SOFIA AND THE PRADO ARE DISCOUNTED FOR STUDENTS; THEY ARE HUGE AND HAVE SO MUCH TO EXPLORE!
- THE PUBLIC PARKS LIKE PARQUE DEL RETIRO ARE FREE TO VISIT AND ALL SORTS OF INEXPENSIVE ACTIVITIES LIKE ROW BOATING!

# TIP #6 TRAVELING OUTSIDE OF MADRID

## WEEKEND TRAVEL

- Don't travel to expensive destinations, like Germany for Oktoberfest, pick other fun places to travel on those busy weekends and save!
- During Oktoberfest I traveled to the Canary Islands for 40 euro and that was my cheapest trip with the best food I had abroad by far!
- You also don't want to travel to a new country every weekend; you want to travel within Madrid and throughout Spain to absorb the entire culture of your abroad destination



# TIP #8 CLOTHES



## SAVE ON CLOTHES!

PURCHASE LAYERABLE ITEMS SUCH AS UNDERSHIRTS, TANKS, BODY SUITS, AND LONG SLEEVES BEFORE DEPARTURE; AMAZON AND TARGET HAVE GREAT OPTIONS

THEN SPEND MONEY ON ITEMS SUCH AS SWEATERS, COATS, OR ACCESSORIES THAT WILL HELP COMPLETE YOUR LOCAL LOOK!

NOT EVERY CLOTHING ITEM NEEDS TO BE FROM MADRID FOR YOU TO STILL FIT IN!

PULL & BEAR AND ZARA WERE MY PERSONAL FAVORITES; PLUS THEY HAVE GREAT SALES!

## TIP #8 SOUVENIRS

# SAVE ON SOUVENIRS!

- You will never forget your study abroad experience
- You do not need to buy any fancy souvenirs, your memories will serve as better souvenirs than any fancy piece of art will!
- But things like magnets and postcards are easy to bring home on the plane and you can turn them into fun art like I did!





# THANKS FOR READING!

Don't hesitate to shoot me any questions you  
might have!

@annamarielup30 or amlupard@syr.edu

